



20 Clay Brick Way
Lantz, NS B2S 3G4
(902) 883-2201
salesinfo@shawbrick.ca
shawbrick.ca

Smooth





20 Clay Brick Way
Lantz, NS B2S 3G4
(902) 883-2201
salesinfo@shawbrick.ca
shawbrick.ca

A contemporary clay brick with a clean look.

The Smooth Collection from Shaw Brick delivers a sleek aesthetic with a warm, smooth finish. Renowned for its clean lines, smooth-face texture, and a palette of inspiring natural colours, this collection embodies contemporary style without compromising on traditional quality and character. Perfect for both residential and commercial projects, the Smooth Collection offers a refined and timeless look that elevates any design.

COLOUR




Buff



Grey



Manganese
Dark

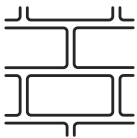


Red

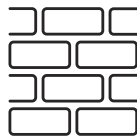


Red Flashed

SHAPE




Max 57



Metric
Modular

TEXTURE



Smooth

SPECIFICATIONS



20 Clay Brick Way
Lantz, NS B2S 3G4
(902) 883-2201
salesinfo@shawbrick.ca

BRICK MEASUREMENT CHART

Sizes	Metric	Imperial	Approximate Weight	Pieces per Pallet	Coverage
Modular	57 x 90 x 190 mm	2 1/4" x 3 1/2" x 7 5/8"	4 lbs	500	7 pieces/sq. ft.
Max 57	57 x 90 x 255 mm	2 1/4" x 3 1/2" x 10 1/8"	5 lbs	400	5.2 pieces/sq. ft.

Note: Not all bricks are available in all sizes as indicated. Please contact your Shaw Brick Sales Representative or email salesinfo@shawbrick.ca for minimum special order quantities and production lead times.

Clay Brick Product Specifications

CSA STANDARD VS. SHAW – TYPICAL TEST REPORT				
Property	CSA Standard A82-06	SHAW BRICK		
		Red	Brown	Buff
Minimum Compressive Strength Gross Area MPa (P.S.I.)	20.68 (3,000)	80 – 100 (11,000 – 14,000)	70 – 90 (10,000 – 13,000)	65-85 (9,500 – 12,000)
Maximum Water Absorption 24 hr. %	8.0	1 – 3	2 – 4	6 – 8
Maximum Saturation Coefficient	0.78	0.65 – 0.78	0.50 – 0.70	0.70 – 0.78
Maximum Initial Rate of Absorption	30g/min/ 20,000mm ²	1 – 5	5 – 20	10 – 20
Freeze Thaw % After 50 Cycles	Less than 0.5% loss in dry mass	Meets Requirements		