


Nova 3000





20 Clay Brick Way
Lantz, NS B2S 3G4
(902) 883-2201
salesinfo@shawbrick.ca
shawbrick.ca

Modern slate paving stones, clean cut with a rustic feel.

The Nova 3000 paver features a stunning natural, slate-like texture that brings a touch of elegance and rugged charm to any outdoor space. With its rustic, earthy appeal, this paver creates an inviting and timeless look, offering the ideal balance of durability and aesthetic beauty. Its unique design mimics the beauty of natural stone, making it the perfect choice for enhancing any outdoor living environment.

RECOMMENDED USE



Driveways



Gardens




Patios &
Walkways




Pool Decks

COLOUR



Chamois
Charcoal



Light And
Stormy

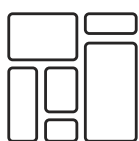


Mocha
Charcoal



Onyx

SHAPE



Assorted

TEXTURE



Slate

THICKNESS

60 mm



20 Clay Brick Way
Lantz, NS B2S 3G4
(902) 883-2201
salesinfo@shawbrick.ca
shawbrick.ca

80 mm

ADDITIONAL INFORMATION/SPECIFICATIONS

Large Rectangle:

19.21-L x 12.72-W x 1.97IN-H or 3.15-H

488-L x 323-W x 50MM-H or 80 MM-H

Square:

12.72-L x 12.72-W x 1.97IN-H or 3.15-H

323-L x 323-W x 50MM-H or 80 MM-H

Small Rectangle:

12.72-L x 6.22-W x 1.97IN-H or 3.15-H

323-L x 158-W x 50MM-H or 80 MM-H

Coverage:

60MM: 105 SQ.FT./Pallet (12 tiers)

80MM: 84 SQ.FT./Pallet (8 tiers)

Only available in 10.5 sqft (1 tier) increments