

LANDSCAPE COLLECTION

# Inspired Living



Beautiful driveways and walkways, inviting patios, natural stone walls, fireplaces and more.

[SHAWBRICK.CA](http://SHAWBRICK.CA)



## Style, Quality & Expertise

With over 150 years of experience in creating outstanding brick and stone products, Shaw Brick offers you a world of choice in our Landscape Collection. It presents a vast array of hardscape solutions that capture and enhance natural beauty with patterns, colours and styles that will inspire outdoor living projects of every type.

Whatever style you are looking for – country charm, old world elegance or urban sophistication – you can create whatever your heart desires: driveways with curb appeal, relaxing patios and outdoor living rooms, serene garden walkways, peaceful fountains, sturdy retaining walls, or warm and inviting outdoor fireplaces.

No matter which products you select, rest assured that your project will be off to a great start when it is built on a foundation of Shaw Brick style, quality and expertise.

# Table of Contents

## PAVERS

BarringtonStone Circle/6  
BarringtonStone Assorted  
& Large Square/7  
Chateau Pavers/8  
WindsorSlate &  
CastleSlate/9  
WindsorStone &  
CastleStone/10  
EuroStone/11  
QuadraStone/12  
Nova 3000/ 13  
Urbanne/ 15  
WeatheredSlate/16  
Classic OldStone,  
TerraStone & PortStone/17  
Tumbled OldStone,  
TerraStone & PortStone/18  
Heritage Slim/19  
FundyStone/20  
KeyStone/21

## PATIO STONES

BeachStone/24  
Random Stepping Stone/25  
Old World/26  
Old Village/27  
Nova Slate/28  
Value Stone/29  
Brick Pattern/30  
Utility Stones/31  
CobbleStone Square/32  
CobbleStone Fan/33  
Slate Pattern/34  
Random Pattern/35

## PATIO AND GARDEN WALLS

Weathered WallStone/38  
Classic Weathered  
WallStone/39  
Tumbled WallStone/40  
LedgeWall™/41  
WedgeStone - Classic &  
Antique/42  
StackStone® Roman  
StackStone®/43  
AB Junior/44  
ManorStone/45

## RETAINING WALLS

AB Stones/48  
AB Ashlar Blend™/49  
AB Abbey Blend™/50  
Pisa2® & RomanPisa®/51

## NATURAL STONE

Random Flagstone/54  
Square Cut Flagstone/55  
Random Wall Stone/56  
Guillotined Wall Stone/57  
Formal Steps/58  
Coping/59

## FIRE KITS

Brooklyn Fire place kit/ 62  
Windmill Fire Pit Kit/63  
Amesbury Fire Pit Kit/ 64  
Nantucket Fire Pit Kit/65  
Victoria Fire Pit Kit/66

## COMPANION PRODUCTS

Pietra Edger/68  
Castle Edger/69  
K-Block Steps/70  
GrassStone/71  
Dek Block/72  
Pool Coping/73  
Splash Pad/74

## BEONSTONE

Classic Carbo/76  
Canon Tero/77

## DIY PRODUCTS & INSTALLATION

Easy-Build Projects/79  
AB Courtyard  
Collection™/88  
Weekend Projects/82  
Ordering guides/86



# Pavers

Offering innovative designs, a wide variety of styles and a host of colours, the Shaw Brick Paver Collection will inspire you to make any outdoor living space your own. If you're looking for a distinctive driveway, a charming heritage terrace, a warm and inviting patio, or a serene walkway through your urban garden – we have a solution for you.

Our premium quality Pavers are distinctive and durable, with the added bonus of outlasting other landscaping alternatives, which will greatly enhance the character and value of your home.



BARRINGTONSTONE CIRCLE, NATURAL CHARCOAL WITH BARRINGTONSTONE ASSORTED, MOCHA CHARCOAL

## BarringtonStone Circle



### SQUARE:

5.875-L x 5.875-W x 2.375-H in  
148-L x 148-W x 60-H mm



### LARGE TAPER:

5.875-L x 6.75-W x 2.375-H in  
148-L x 171-W x 60-H mm



### 3-QUARTER:

5.875-L x 4.5-W x 2.375-H in  
148-L x 115-W x 60-H mm



### SMALL TAPER:

5.875-L x 5.375-W x 2.375-H in  
148-L x 135-W x 60-H mm



### CENTRE:

5.875-L x 5.875-W x 2.375-H in  
148-L x 148-W x 60-H mm

### Coverage:

91 sq. ft./ pallet  
9'-3" Diameter




NATURAL  
CHARCOAL



CHAMOIS  
CHARCOAL



MOCHA  
CHARCOAL



SPECIAL ORDER  
NATURAL  
CHAMOIS



SPECIAL ORDER  
RED CHARCOAL



SPECIAL ORDER  
AUTUMN BLEND



BARRINGTONSTONE, CHAMOIS CHARCOAL

## BarringtonStone Assorted & Large Square

### ASSORTED



#### LARGE RECTANGLE:

9-L x 6-W x 2.375-H in  
223-L x 148-W x 60-H mm



#### SQUARE:

6-L x 6-W x 2.375-H in  
148-L x 148-W x 60-H mm



#### SMALL RECTANGLE:

6-L x 3-W x 2.375-H in  
148-L x 73-W x 60-H mm

#### Coverage:

102 sq. ft./ pallet

### LARGE SQUARE



9-L x 9-W x 2.375-H in  
223-L x 223-W x 60-H mm

#### Unit Coverage:

.56 sq. ft.



NATURAL  
CHARCOAL




CHAMOIS  
CHARCOAL



MOCHA  
CHARCOAL



NATURAL  
CHAMOIS



AUTUMN BLEND



RED CHARCOAL

All colour samples are intended to be representative only. For accurate colour selection, please request an actual sample. Weights and sizes are nominal.



CHATEAU ASSORTED & CHATEAU GRANDE, NATURAL CHARCOAL

## Chateau Assorted & Grande



### ASSORTED

#### DIMENSIONS:

##### LARGE RECTANGLE:

15.7-L x 10.5-W x 3.15-H in

399-L x 266-W x 80-H mm



##### SQUARE:

10.5-L x 10.5-W x 3.15-H in

266-L x 266-W x 80-H mm



##### SMALL RECTANGLE:

10.5-L x 5.25-W x 3.15-H in

266-L x 133-W x 80-H mm

Coverage: 80 sq. ft. / pallet



### GRANDE


#### Dimensions:

15.7-L x 15.7-W x 3.15-H in

399-L x 399-W x 80-H mm

Weight (avg): 65 lbs | 29.5 kg

Unit Coverage: 1.71 sq. ft.



NATURAL  
CHARCOAL



CHAMOIS  
CHARCOAL



AUTUMN BLEND



WINDSORSLATE & CASTLESlate, NATURAL CHARCOAL

## WindsorSlate & CastleSlate



### WINDSORSLATE

#### DIMENSIONS:

##### LARGE RECTANGLE:

14-L x 9.5-W x 3.125-H in  
359-L x 239-W x 80-H mm



##### SQUARE:

9.5-L x 9.5-W x 3.125-H in  
239-L x 239-W x 80-H mm



##### SMALL RECTANGLE:

9.5-L x 4.5-W x 3.125-H in  
239-L x 119-W x 80-H mm  
Coverage: 88 sq. ft. / pallet



### CASTLESlate

#### DIMENSIONS:

14-L x 14-W x 3.125-H in  
359-L x 359-W x 80-H mm  
Weight (avg): 50.6 lbs | 23 kg  
Unit Coverage: 1.36 sq. ft.



NATURAL  
CHARCOAL



CHAMOIS  
CHARCOAL



MOCHA CHARCOAL



AUTUMN BLEND

All colour samples are intended to be representative only. For accurate colour selection, please request an actual sample. Weights and sizes are nominal.



WINDSORSTONE & CASTLESTONE, NATURAL CHARCOAL

## WindsorStone & CastleStone



### WINDSORSTONE DIMENSIONS:

#### LARGE RECTANGLE:

14-L x 9.5-W x 3.125-H in  
359-L x 239-W x 80-H mm



#### SQUARE:

9.5-L x 9.5-W x 3.125-H in  
239-L x 239-W x 80-H mm



#### SMALL RECTANGLE:

9.5-L x 4.5-W x 3.125-H in  
239-L x 119-W x 80-H mm

**Coverage:** 88 sq. ft. / pallet



### CASTLESTONE DIMENSIONS:

14-L x 14-W x 3.125-H in  
359-L x 359-W x 80-H mm

Weight (avg): 50.6 lbs | 23 kg

Unit Coverage: 1.36 sq. ft.



NATURAL  
CHARCOAL



CHAMOIS  
CHARCOAL



MOCHA CHARCOAL



NATURAL CHAMOIS



EUROSTONE, NATURAL CHAMOIS WITH NANTUCKET FIRE PIT KIT, CHAMOIS CHARCOAL

# EuroStone



## SMALL:

5-L x 5.75-W x 2.375-H in  
128-L x 148-W x 60-H mm



## MEDIUM:

5.75-L x 5.75-W x 2.375-H in  
148-L x 148-W x 60-H mm



## LARGE:


6.5-L x 5.75-W x 2.375-H in  
168-L x 148-W x 60-H mm



## EXTRA LARGE:

7.25-L x 5.75-W x 2.375-H in  
185-L x 148-W x 60-H mm

**Coverage:** 117 sq. ft. / pallet




NATURAL CHARCOAL




CHAMOIS CHARCOAL




MOCHA CHARCOAL



NATURAL CHAMOIS



AUTUMN BLEND



RED CHARCOAL

All colour samples are intended to be representative only. For accurate colour selection, please request an actual sample. Weights and sizes are nominal.



QUADRASTONE, CHAMOIS CHARCOAL

# QuadraStone



## SMALL:

6-L x 5.5-W x 2.375-H in  
150-L x 140-W x 60-H mm



## MEDIUM SHORT:

8-L x 5.5-W x 2.375-H in  
200-L x 140-W x 60-H mm



## MEDIUM LONG:

9.5-L x 5.5-W x 2.375-H in  
240-L x 140-W x 60-H mm



## LARGE:

11-L x 5.5-W x 2.375-H in  
280-L x 140-W x 60-H mm

**Coverage:** 127 sq. ft. / pallet




NATURAL CHARCOAL




CHAMOIS CHARCOAL



MOCHA CHARCOAL



AUTUMN BLEND



NATURAL CHAMOIS



RED CHARCOAL

All colour samples are intended to be representative only. For accurate colour selection, please request an actual sample. Weights and sizes are nominal.



NOVA3000 PAVERS, CHAMOIS CHARCOAL

# Nova3000

50 mm / 80mm



## LARGE RECTANGLE

### Dimension:

19.21-L x 12.72 -W x 1.97 -H in or 3.15 -H  
488-L x 323 -W x 50 mm -H or 80  
mm -H

### Unit Coverage per pallet:

50 mm: 126 sq. ft. 80 mm: 84 sq. ft.



## SQUARE

### Dimension:

12.72 -L x 12.72 -W x  
1.97 in -H in or 3.15 in -H / 323 -L x  
323 -W x 50 mm -H or 80 mm -H




## SMALL RECTANGLE

### Dimension:


12.72 -L x 6.22 -W x  
1.97 in -H in or 3.15 in -H  
323-L x 158-W x 50-H mm or  
80 mm -H

## Features:


- Easy installation
- Three different shaped stones
- Rustic feel with a modern slate texture



NATURAL CHARCOAL



CHAMOIS CHARCOAL



MOCHA CHARCOAL




EVENING OAK



LAKE RIDGE



LIGHT AND STORMY

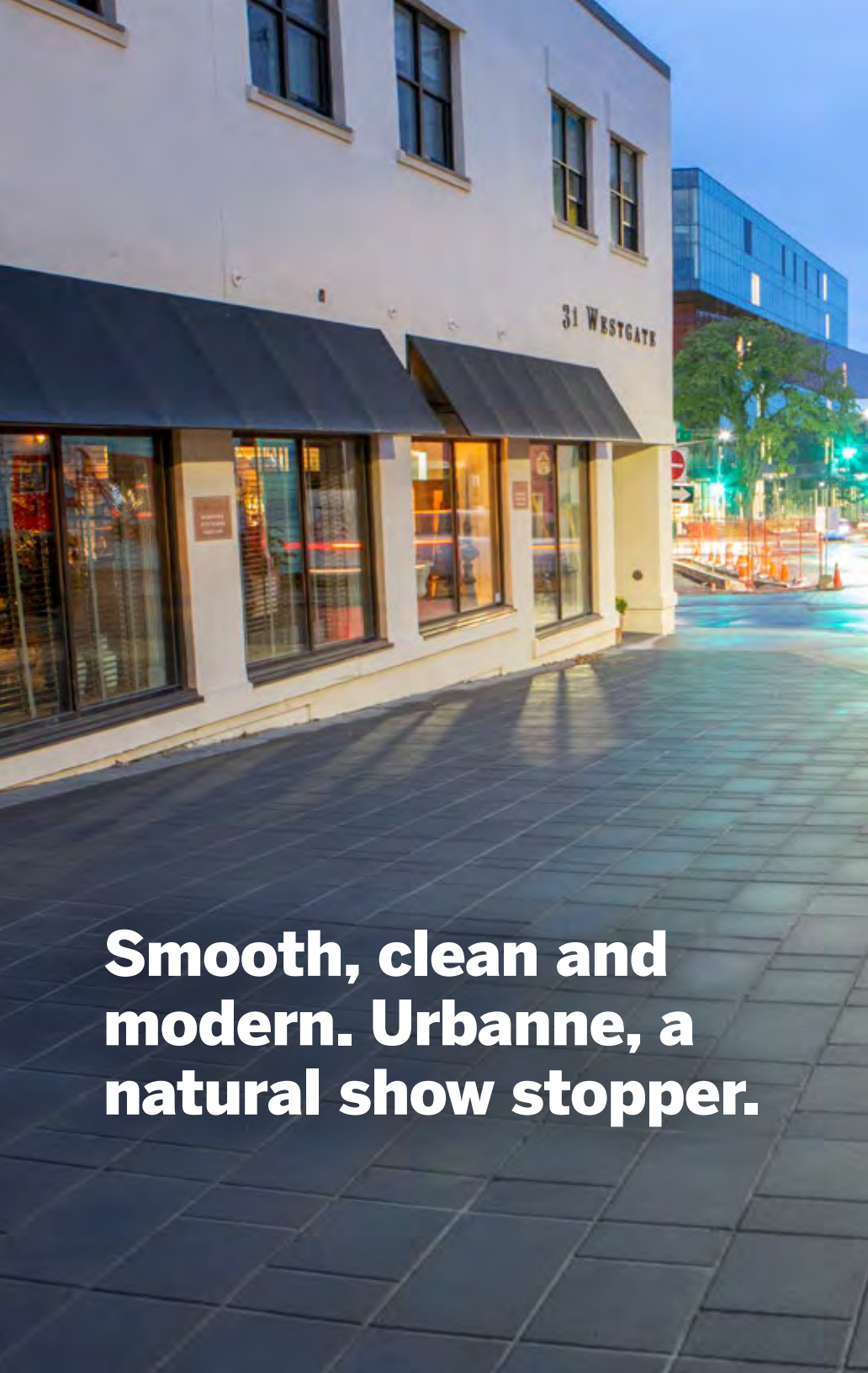


ONYX



ZEPHYR

All colour samples are intended to be representative only. For accurate colour selection, please request an actual sample. Weights and sizes are nominal.



**Smooth, clean and  
modern. Urbanne, a  
natural show stopper.**



NOVA3000 PAVERS, CHAMOIS CHARCOAL

# Urbanne

50 mm / 80mm



## LARGE RECTANGLE:

19.21'-L x 12.72' -W x 1.97' -H in  
or 3.15' -H 488'-L x 323' -W x  
50 mm -H or 80 mm -H



## SQUARE:

12.72' -L x 12.72' -W x 1.97' in -H or  
3.15 in -H / 323' -L x 323' -W x  
50 mm -H or 80 mm -H



## SMALL RECTANGLE:


12.72' -L x 6.22' -W x 1.97' in -H or  
3.15 in -H 323'-L x 158'-W x  
50'-H mm or 80 mm -H

## Unit Coverage per pallet:


50 mm: 126 sq. ft. 80 mm: 84 sq. ft.

## Features:


- Easy installation
- Three different shaped stones
- Rustic feel with a modern texture




NATURAL CHARCOAL




CHAMOIS CHARCOAL




MOCHA CHARCOAL




EVENING OAK




LAKE RIDGE



LIGHT AND STORMY



ONYX



ZEPHYR

All colour samples are intended to be representative only. For accurate colour selection, please request an actual sample. Weights and sizes are nominal.



WEATHEREDSLATE, NATURAL CHARCOAL

## WeatheredSlate



### Dimensions:

17.3-L x 13.2-W x 2.8-H in

439-L x 336-W x 70-H mm

**Weight (avg):** 39 lbs | 18 kg

**Unit Coverage:** 1.2 sq. ft.

### Features:

- A one piece unit with an artificial joint pressed into the slate texture surface
- Finished look resembles natural random flagstone
- Used for patios, random walkways, and driveways



NATURAL CHARCOAL



MOCHA CHARCOAL



AUTUMN BLEND



CLASSIC OLDSTONE & TERRASTONE, CHAMOIS CHARCOAL

## Classic OldStone, TerraStone & PortStone



**CLASSIC OLDSTONE**  
8-L x 4-W x 2.375-H in\*  
198-L x 98-W x 60-H mm

**Weight (avg):** 6 lbs | 2.7 kg  
**Unit Coverage:** .22 sq. ft.



**CLASSIC TERRASTONE**  
8-L x 8-W x 2.375-H in\*  
198-L x 198-W x 60-H mm

**Weight (avg):** 12 lbs | 5.3 kg  
**Unit Coverage:** .44 sq. ft.




**CLASSIC PORTSTONE**  
12-L x 8-W x 2.375-H in\*  
305-L x 198-W x 60-H mm


**Weight (avg):** 17.9 lbs | 8.1 kg  
**Unit Coverage:** .66 sq. ft.



NATURAL CHARCOAL



CHAMOIS CHARCOAL




MOCHA CHARCOAL




NATURAL CHAMOIS



RED CHARCOAL



CHARCOAL



NATURAL

\*CLASSIC OLDSTONE,  
TERRASTONE &  
PORTSTONE ALSO  
AVAILABLE IN 80MM-  
H (SPECIAL ORDER)

All colour samples are intended to be representative only. For accurate colour selection, please request an actual sample. Weights and sizes are nominal.



TUMBLED OLDSTONE & TERRASTONE, CHAMOIS CHARCOAL

## Tumbled OldStone, TerraStone & PortStone



### TUMBLED OLDSTONE

8-L x 4-W x 2.375-H in\*  
198-L x 98-W x 60-H mm

**Weight (avg):** 6 lbs | 2.7 kg

**Unit Coverage:** .22 sq. ft.



### TUMBLED TERRASTONE

8-L x 8-W x 2.375-H in\*  
198-L x 198-W x 60-H mm

**Weight (avg):** 12 lbs | 5.3 kg

**Unit Coverage:** .44 sq. ft.



### TUMBLED PORTSTONE

12-L x 8-W x 2.375-H in\*  
305-L x 198-W x 60-H mm

**Weight (avg):** 17.9 lbs | 8.1 kg

**Unit Coverage:** .66 sq. ft.



NATURAL CHARCOAL



CHAMOIS CHARCOAL



MOCHA CHARCOAL



NATURAL CHAMOIS



RED CHARCOAL



CHARCOAL



NATURAL

\*TUMBLED OLDSTONE,  
TERRASTONE &  
PORTSTONE ALSO  
AVAILABLE IN 80MM-H  
(SPECIAL ORDER)



HERITAGE SLIM, CHAMOIS CHARCOAL

## Heritage Slim



**Dimensions:**

7.8-L x 5.8-W x 2-H in


198-L x 148-W x 50-H mm

**Weight (avg):** 7 lbs | 3.2 kg

**Unit Coverage:** .32 sq. ft.

**Features:**

- Classic slim design
- Superior quality, easy installation
- Use for patios, paths, and walkways



NATURAL CHARCOAL



CHAMOIS CHARCOAL



MOCHA CHARCOAL

All colour samples are intended to be representative only. For accurate colour selection, please request an actual sample. Weights and sizes are nominal.



FUNDYSTONE, CHAMOIS CHARCOAL WITH LEDGEWALL, CHAMOIS CHARCOAL

## FundyStone



### Dimensions:

11.8-L x 7.9-W x 2-H in 300-L x 200-W x 50-H mm

**Weight (avg):** 14.3 lbs | 6.48 kg **Unit Coverage:** 0.65 sq. ft.

### Features:

- Imprinted groove-texture - 3 Styles
- Brings elegance to any landscape
- Use for patios, paths, and walkways



NATURAL CHARCOAL



CHAMOIS CHARCOAL



MOCHA CHARCOAL



KEystone PAVERS, RED CHARCOAL

## KeyStone



**Dimensions:**

9-L x 5.5-W x 2.375-H in  
227-L x 137-W x 60-H mm

**Weight (avg):** 8 lbs | 3.5 kg

**Unit Coverage:** .29 sq. ft.

---

**Features:**

- Unique classic shape
- A perennial favourite with home owners
- Creates a lasting warm impression



RED CHARCOAL

All colour samples are intended to be representative only. For accurate colour selection, please request an actual sample. Weights and sizes are nominal.



# Patio Stones

A well-designed patio can be the focal point of any outdoor living hardscaping plan and Patio Stones from Shaw Brick offer a variety of attractive sizes, colours and textures to inspire yours. Whatever your choice, your project is on solid ground with Shaw quality set every stone.



BEACHSTONE, NATURAL CHARCOAL

## BeachStone



### Dimensions:

15.7-L x 15.7-W x 1.8-H in  
398-L x 398-W x 45-H mm

**Weight (avg):** 34.2 lbs | 15.5 kg

**Unit Coverage:** 1.71 sq. ft.

### Features:

- Beach pebble pattern
- Round bevelled texture
- Use for patios, paths, and walkways



NATURAL  
CHARCOAL



NATURAL  
CHAMOIS



MOCHA  
CHARCOAL



RANDOM STEPPING STONE, CHAMOIS CHARCOAL



**Dimensions:**

14-L x 14-W x 1.8-H in

356-L x 356-W x 45-H mm

**Weight (avg):** 25.6 lbs | 11.6 kg

**Unit Coverage:** 1.36 sq. ft. (approximate)

**Features:**

- Six random shapes
- Flagstone appearance
- Use for stepping stones, patios, paths, and walkways



NATURAL  
CHARCOAL



CHAMOIS  
CHARCOAL



MOCHA  
CHARCOAL

All colour samples are intended to be representative only. For accurate colour selection, please request an actual sample. Weights and sizes are nominal.



OLD WORLD, MOCHA CHARCOAL

## Old World



### Dimensions:

14-L x 14-W x 1.6-H in

356-L x 356-W x 40-H mm

**Weight (avg):** 27.6 lbs | 12.5 kg

**Unit Coverage:** 1.36 sq. ft.

### Features:

- Lightweight...DIY friendly
- Modular random pattern
- Use for patios, paths, and walkways



NATURAL  
CHARCOAL



MOCHA  
CHARCOAL



RED CHARCOAL



OLD VILLAGE, RED CHARCOAL

## Old Village



### Dimensions:

14-L x 14-W x 1.6-H in  
356-L x 356-W x 40-H mm

**Weight (avg):** 27.6 lbs | 12.5 kg

**Unit Coverage:** 1.36 sq. ft.

### Features:

- Lightweight...DIY friendly
- Unique pattern
- Use for patios, paths, and walkways



NATURAL  
CHARCOAL



MOCHA  
CHARCOAL



RED  
CHARCOAL

All colour samples are intended to be representative only. For accurate colour selection, please request an actual sample. Weights and sizes are nominal.



NOVA SLATE, NATURAL CHARCOAL

## Nova Slate



### Dimensions:

23.5-L x 17.6-W x 1.77-H in

598-L x 448-W x 45-H mm

**Weight (avg):** 55 lbs | 25 kg

**Unit Coverage:** 3 sq. ft.

### Features:

- Light-weight 45mm patio stone
- Slate-like texture gives a natural stone appearance
- Use for patios, paths, and walkways



NATURAL CHARCOAL



NATURAL



VALUE STONE, MOCHA CHARCOAL

## Value Stone



**Dimensions:**

11.8"-L x 11.8"-W x 1.6"-H in  
299-L x 299-W x 40-H mm

**Weight (avg):** 18 lbs | 8 kg

**Unit Coverage:** .97 sq. ft.

---

**Features:**

- Slate-style texture
- Lightweight and easy to handle
- Use for patios, paths, and walkways



MOCHA CHARCOAL



NATURAL



RED CHARCOAL

All colour samples are intended to be representative only. For accurate colour selection, please request an actual sample. Weights and sizes are nominal.



BRICK PATTERN, NATURAL

# Brick Pattern



**Dimensions:**  
24-L x 24-W x 1.8-H in  
610-L x 610-W x 45-H mm

**Weight (avg):** 80.5 lbs | 36.5 kg

**Unit Coverage:** 4 sq. ft.

**Features:**


- Classic basket weave design
- Great for large areas
- Use for patios, paths, and walkways



NATURAL



RED



CHARCOAL

All colour samples are intended to be representative only. For accurate colour selection, please request an actual sample. Weights and sizes are nominal.




UTILITY STONE, NATURAL

## Utility Stones



NATURAL



### Features:

- Diamond pattern
- Slip resistant surface
- Use for patios, paths, and walkways

### 12 X 24

#### Dimensions:

24-L x 12-W x 1.8-H in  
610-L x 305-W x 45-H mm

**Weight (avg):** 44.3 lbs | 20.1 kg

**Unit Coverage:** 2 sq. ft.

### 24 X 24\*

#### Dimensions:

24-L x 24-W x 1.8-H in  
610-L x 610-W x 45-H mm

**Weight (avg):** 83.8 lbs | 38 kg

**Unit Coverage:** 4 sq. ft.

\*24x24 and 24x30 also available in Reinforced Utility Stones. Ask your Shaw Brick dealer for details.

### 18 X 18

#### Dimensions:

17.6-L x 17.6-W x 1.8-H in  
448-L x 448-W x 45-H mm

**Weight (avg):** 46.3 lbs | 21 kg

**Unit Coverage:** 2.15 sq. ft.

### 24 X 30\*

#### Dimensions:

30-L x 24-W x 1.8-H in  
762-L x 610-W x 45-H mm


**Weight (avg):** 100.5 lbs | 45.6 kg

**Unit Coverage:** 5 sq. ft.

All colour samples are intended to be representative only. For accurate colour selection, please request an actual sample. Weights and sizes are nominal.



COBBLESTONE SQUARE, MOCHA CHARCOAL



**Dimensions:**


15.7-L x 15.7-W x 1.8-H in  
398-L x 398-W x 45-H mm

**Weight (avg):** 34.2 lbs | 15.5 kg

**Unit Coverage:** 1.71 sq. ft.

**Features:**

- Classic Grid-Style Pattern
- Use individually or combine with CobbleStone Fan
- Use for patios, paths, and walkways



NATURAL  
CHARCOAL



MOCHA  
CHARCOAL



RED CHARCOAL



COBBLESTONE FAN, NATURAL CHARCOAL



**Dimensions:**

15.7-L x 15.7-W x 1.8-H in  
398-L x 398-W x 45-H mm

**Weight (avg):** 34.2 lbs | 15.5 kg

**Unit Coverage:** 1.71 sq. ft.

**Features:**


- Create circle or arch fan patterns
- Use individually or combine with CobbleStone Square
- Use for patios, paths, and walkways



NATURAL  
CHARCOAL



MOCHA  
CHARCOAL



RED CHARCOAL

All colour samples are intended to be representative only. For accurate colour selection, please request an actual sample. Weights and sizes are nominal.



SLATE PATTERN, CHARCOAL

## Slate Pattern



### Dimensions:

176-L x 176-W x 1.8-H in  
448-L x 448-W x 45-H mm

**Weight (avg):** 48.1 lbs | 20.5 kg

**Unit Coverage:** 2.15 sq. ft.

### Features:

- Natural slate-appearance
- Beautiful earth tone shades
- Use for patios, paths, and walkways



CHARCOAL




BROWN



RANDOM PATTERN, RED

## Random Pattern



### Dimensions:

17.6-L x 17.6-W x 1.8-H in  
448-L x 448-W x 45-H mm

**Weight (avg):** 48.1 lbs | 20.5 kg

**Unit Coverage:** 2.15 sq. ft.

### Features:

- Random modular pattern
- Smooth bevelled edges
- Use for patios, paths, and walkways



CHARCOAL



RED

All colour samples are intended to be representative only. For accurate colour selection, please request an actual sample. Weights and sizes are nominal.



# Patio & Garden Walls

Embrace your favourite outdoor living areas with privacy, warmth and visual interest. Beautiful and unique, the Shaw Brick Patio & Garden Wall collection lets you create inspired spaces for relaxing in style. And, you'll be even more relaxed with peace-of-mind that comes from choosing an affordable, high-quality product with decades of worry-free performance.

Products in this Collection can create two-sided patio walls or attractive planters, garden borders and, of course, garden walls of all types.



WEATHERED WALLSTONE, BROOKLYN FIRE KIT

## Weathered WallStone



### Dimensions:

12-L x 8-W x 4-H in

301-L x 202-W x 100-H mm

**Weight (avg):** 28 lbs | 12.7 kg

**Unit Coverage:** .33 sq. ft. / block

### Features:

- One block, unlimited designs
- Versatile & easy to use
- Create benches, decorative columns, grilling areas, planters, fireplaces & more



NATURAL CHARCOAL



CHAMOIS CHARCOAL



MOCHA CHARCOAL



CLASSIC WEATHERED WALLSTONE, CHAMOIS CHARCOAL

## Classic Weathered WallStone



### Dimensions:

12-L x 8-W x 4-H in  
301-L x 202-W x 100-H mm

**Weight (avg):** 28 lbs | 12.7 kg

**Unit Coverage:** .33 sq. ft. / block

### Features:

- One block, unlimited designs
- Versatile & easy to use
- Create benches, decorative columns, grilling areas, planters, fireplaces & more



NATURAL CHARCOAL



CHAMOIS CHARCOAL



MOCHA CHARCOAL

All colour samples are intended to be representative only. For accurate colour selection, please request an actual sample. Weights and sizes are nominal.



TUMBLED WALLSTONE, CHAMOIS CHARCOAL

## Tumbled WallStone



### LONG STRETCHER

17-L x 9.25-W x 5.125-H in  
432-L x 235-W x 130-H mm



### STRETCHER

13.75-L x 9.25-W x 5.125-H in  
350-L x 235-W x 130-H mm



### MEDIUM RADIUS

10.5-L x 9.25-W x 5.125-H in  
267-L x 235-W x 130-H mm



### SHORT RADIUS

6.75-L x 9.25-W x 5.125-H in  
171-L x 235-W x 130-H mm

Coverage: 33 sq. ft. / pallet



### CAP (sold separately)

#### Dimensions:

17.75-L x 10.25-W x 3.5-H in  
451-L x 260-W x 95-H mm

Weight (avg): 55 lbs | 25 kg

Coverage: 1.5 lin. ft. / unit

**Note:** Shaw Brick highly recommends consulting with a qualified contractor for extending your Tumbled WallStone beyond 24" in height.

### Features:

- Antique style
- Authentic old world charm
- Create planters, walls, steps, or terraces



NATURAL CHARCOAL



CHAMOIS CHARCOAL



MOCHA CHARCOAL



NATURAL CHAMOIS



LEDGEWALL, CHAMOIS CHARCOAL

## LedgeWall™



### Dimensions:

12-L x 7-W x 4-H in  
305-L x 178-W x 102-H mm

**Weight (avg):** 22.7 lbs | 10.3 kg

**Unit Coverage:** 33 Sq. ft. / block

**NOTE: CAPS AVAILABLE FOR THIS PRODUCT**

### Features:

- Natural stacked stone appearance
- Rear-lip locator makes installation fast and accurate.
- Garden walls, flower beds and garden planters up to 2 feet high



NATURAL CHARCOAL



CHAMOIS CHARCOAL

All colour samples are intended to be representative only. For accurate colour selection, please request an actual sample. Weights and sizes are nominal.



CLASSIC WEDGESTONE, MOCHA CHARCOAL

## WedgeStone - Classic & Antique



### Dimensions:

8-L x 7-W x 4-H in (6-L Back)

203-L x 178-W x 102-H mm (152-L Back)

**Weight (avg):** 16 lbs | 7.3 kg

**Unit Coverage:** .22 Sq. ft. / block (approx.)

**NOTE: CAPS AVAILABLE FOR THIS PRODUCT**

### Features:

- Simple tapered design
- Reversible allowing it to conform to straight, circular and serpentine applications
- Create planters and garden walls



NATURAL CHARCOAL



CHAMOIS CHARCOAL



MOCHA CHARCOAL



RED CHARCOAL



STACKSTONE, GRANITE BLEND

## StackStone® & Roman StackStone®



### Dimensions:

8-L x 8-W x 4-H in (6-L Back)

203-L x 203-W x 102-H mm (152-L Back)

**Weight (avg):** 16.7 lbs | 7.6 kg

**Unit Coverage:** .22 Sq. ft. / block (approx.)

**NOTE: CAPS AVAILABLE FOR THIS PRODUCT**

### Features:

- Simple tapered design
- Reversible allowing it to conform to straight, circular and serpentine applications
- Create planters and garden walls



CHAMOIS BLEND



GRANITE BLEND



MOCHA BLEND



RED BLEND

All colour samples are intended to be representative only. For accurate colour selection, please request an actual sample. Weights and sizes are nominal.



AB JUNIOR, MOCHA CHARCOAL

## AB Junior



### Dimensions:

7.625'-L x 8'-W x 6'-H in

194'-L x 203'-W x 152'-H mm

**Weight (avg):** 19.8 lbs | 9 kg

**Unit Coverage:** .32 Sq. ft. / block

**NOTE: CAPS & CORNERS AVAILABLE FOR THIS PRODUCT**

### Features:

- Simple, split-faced, lightweight block
- Winged-back design
- Accent your landscape with AB Junior garden walls



NATURAL  
CHARCOAL



CHAMOIS  
CHARCOAL



MOCHA  
CHARCOAL



RED CHARCOAL



NATURAL



MANORSTONE, MOCHA CHARCOAL

# ManorStone



## Dimensions:

11.375'-L x 7.5'-W x 4.25'-H in

289-L x 191-W x 102-H mm

**Weight (avg):** 25 lbs | 11.3 kg

**Unit Coverage:** .34 Sq. ft. / block (approximate)

## Features:

- No separate capstone required
- Unique scalloped shape with a soft-split face finish
- Used for decorative planters and low garden walls



NATURAL CHARCOAL



MOCHA CHARCOAL



RED CHARCOAL

All colour samples are intended to be representative only. For accurate colour selection, please request an actual sample. Weights and sizes are nominal.



# Retaining Walls

Strength, durability and aesthetics – all the things you need in a retaining wall, you'll find in the Shaw Brick Retaining Wall Collections. Manufactured from high-strength, durable concrete, our uniquely crafted retaining wall systems also offer you several design possibilities. Easy-to-construct, pleasing-to-the-eye, and made-to-last – our products will improve the look and value of your home.



AB STONE, CHAMOIS CHARCOAL

## AB Stones



### Dimensions:

17.625-L x 12-W x 7.5-H in

448-L x 305-W x 190-H mm

**Weight (avg):** 74.8 lbs | 34 kg

**Unit Coverage:** .92 Sq. ft. / block

**NOTE: CAPS & CORNERS AVAILABLE FOR THIS PRODUCT**

### Features:

- Design with fluid curves or strong straight lines
- Add angles, corners, and stairway details
- Use for landscaped terraces to major structural walls



NATURAL  
CHARCOAL



CHAMOIS  
CHARCOAL



MOCHA CHARCOAL



RED CHARCOAL



NATURAL

All colour samples are intended to be representative only. For accurate colour selection, please request an actual sample. Weights and sizes are nominal.



AB ASHLAR BLEND, NATURAL CHAMOIS

## AB Ashlar Blend™



### AB CLASSIC

**Dimensions:**

17.625-L x 12-W x 7.5-H in

448-L x 305-W x 190-H mm

**Weight (avg):** 75 lbs | 34 kg

**Coverage:** .92 sq. ft. / block



### AB JUMBO JUNIOR

**Dimensions:**

9-L x 9.5-W x 7.5-H in

228-L x 242-W x 190-H mm

**Weight (avg):** 35.8 lbs | 16.3 kg

**Coverage:** .47 sq. ft. / block



### AB LITE STONE


**Dimensions:**

17.625-L x 12-W x 3.75-H in

448-L x 305-W x 95-H mm

**Weight (avg):** 35 lbs | 16 kg

**Coverage:** .46 sq. ft. / block



NATURAL CHARCOAL



NATURAL CHAMOIS

**NOTE:** CAPS & CORNERS AVAILABLE  
FOR THIS PRODUCT

All colour samples are intended to be representative only. For accurate colour selection, please request an actual sample. Weights and sizes are nominal.



AB ABBEY BLEND, NATURAL CHARCOAL

## AB Abbey Blend™



### AB DOVER

**Dimensions:**

17.625-L x 10.5-W x 7.625-H in  
448-L x 267-W x 194-H mm

**Weight (avg):** 80 lbs | 36 kg

**Coverage:** .93 sq. ft. / block



### AB PALERMO

**Dimensions:**

8.8-L x 10.5-W x 7.625-H in  
224-L x 267-W x 194-H mm

**Weight (avg):** 35 lbs | 16 kg

**Coverage:** .47 sq. ft. / block



### AB BORDEAUX

**Dimensions:**

8.8-L x 10.5-W x 3.8-H in  
224-L x 267-W x 97-H mm

**Weight (avg):** 19 lbs | 8.6 kg

**Coverage:** .23 sq. ft. / block



### AB BARCELONA

**Dimensions:**

17.625-L x 10.5-W x 3.8-H in  
448-L x 267-W x 97-H mm

**Weight (avg):** 44 lbs | 20 kg

**Coverage:** .46 sq. ft. / block



NATURAL CHARCOAL



CHAMOIS CHARCOAL

**NOTE: CAPS & CORNERS AVAILABLE FOR THIS PRODUCT**



PISA 2®, GRANITE BLEND

ROMANPISA®, GRANITE BLEND

## RomanPisa® and Pisa2®



### STANDARD

**Dimensions:**

12-L x 8-W x 6-H in  
300-L x 203-W x 150-H mm

**Weight (avg):** 42.8 lbs | 19.4 kg

**Coverage:** .33 sq. ft. / block



### TAPERED

**Dimensions:**

12-L x 8-W x 6-H in  
300-L x 203-W x 150-H mm

**Weight (avg):** 38.4 lbs | 17.4 kg

**Coverage:** .33 sq. ft. / block



### CORNER

**Dimensions:**

12-L x 8-W x 6-H in  
300-L x 203-W x 150-H mm

**Weight (avg):** 44.3 lbs | 20.1 kg



### REVERS-A-CAP

**Dimensions:**

14-L x 8-W x 3-H in  
356-L x 203-W x 76-H mm

**Weight (avg):** 23.1 lbs | 10.5 kg

**Coverage:** .67 linear foot



### COPING

**Dimensions:**

30-L x 12-W x 3-H in  
762-L x 303-W x 76-H mm

**Weight (avg):** 95 lbs | 43.1 kg

**Coverage:** 2.5 linear foot



MOCHA BLEND




RED BLEND



GREY



CHAMOIS BLEND



GRANITE BLEND

All colour samples are intended to be representative only. For accurate colour selection, please request an actual sample. Weights and sizes are nominal.

# Natural Stone

Modern outdoor living spaces that combine the raw beauty of nature with all the comforts of home are becoming increasingly popular. Creating them with authentic Natural Stone – including sandstone, limestone, slate and granite – is a big part of this trend. The Shaw Brick Natural Stone Collection features a host of new, in-demand products that combine the elegance of nature with superior functionality and durability to create stairs, walls, slabs and more.

Natural Stone products undergo less processing, making them a more environmentally-friendly choice. There is a broad variety of colours and textures – please visit a Shaw Brick Retail Centre or [shawbrick.ca](http://shawbrick.ca) for additional choices not shown in this catalogue.



RANDOM FLAGSTONE, SCOTIA SLATE

## Random Flagstone



Random Flagstone has a unique and distinctive look. Create random patterns with the irregular contours and surfaces of this natural stone. Create a project that feels like it has always been part of your home's landscape.



ANTIQUÉ GREY LIMESTONE



SCOTIA SLATE




ANTIQUÉ RED  
LIMESTONE

For information on our growing line of natural stone products, including new colours and specifications visit [shawbrick.ca](http://shawbrick.ca)



SQUARE CUT FLAGSTONE, HAZEL BROWN SANDSTONE

## Square Cut Flagstone



VOLCANO BASALT




GREY GRANITE

A sophisticated addition to your patio or garden, Square Cut Flagstone collection includes a variety of colours and stone types. Transform your landscape into a sleek and modern backyard haven.




ANTIQUE GREY  
LIMESTONE



ANTIQUE RED  
LIMESTONE



SCOTIA SLATE



CITADEL BLACK  
LIMESTONE




HAZEL BROWN



SLATE GREY  
SANDSTONE



FOSSIL



SALT & PEPPER



SILVER VALLEY  
LIMESTONE



LAKE SUPERIOR  
GRANITE

All colour samples are intended to be representative only.  
For accurate colour selection, please request an actual sample.

For information on our growing line of natural stone products, including new colours and specifications visit [shawbrick.ca](http://shawbrick.ca)



RANDOM WALL STONE, SCOTIA SLATE

## Random Wall Stone



Rough and weathered, Random Wallstone is a collection of stones shaped by countless years of nature's work. Choosing this stone instantly transports decades of history into your backyard. The random size and shape of our stones are sure to blend in with the natural surroundings.



ANTIQUÉ GREY LIMESTONE



ANTIQUÉ RED LIMESTONE



SCOTIA SLATE

**Note:** random wall stone can be fabricated on site by installer to achieve an even cut appearance. for information on our growing line of natural stone products, including new colours and specifications visit [shawbrick.ca](http://shawbrick.ca)

All colour samples are intended to be representative only. For accurate colour selection, please request an actual sample.



GUILLOTINED WALL STONE, ANTIQUE GREY LIMESTONE

## Guillotined Wall Stone



Each Guillotined Wallstone piece is shaped into even square and rectangular pieces to make installation a breeze. With proper care this product can be used to craft anything from immense retaining walls to petite garden planters.



ANTIQUÉ RED LIMESTONE



ANTIQUÉ GREY LIMESTONE

**Note:** Guillotined wall stone is constructed on site by installer to achieve style & fitting, for information on our growing line of natural stone products, including new colours and specifications visit [shawbrick.ca](http://shawbrick.ca)




FORMAL STEPS, CITADEL BLACK LIMESTONE SQUARE CUT FLAGSTONE, TWILIGHT BLACK GUILLOTINED WALL STONE, ANTIQUE GREY

## Formal Steps

Use formal steps to gracefully transition down a hill or terraced landscape. The cut edges provide a clean, precise look and predetermined sizes make this product simple to install. Combine with Square Cut Flagstone for a contemporary look or mix with one of our high quality pavers.




CITADEL BLACK  
LIMESTONE



HAZEL BROWN  
SANDSTONE



SLATE GREY



FOSSIL



SALT & PEPPER



SILVER VALLEY



LAKE SUPERIOR



VOLCANO BASALT



GREY GRANITE

All colour samples are intended to be representative only.  
For accurate colour selection, please request an actual sample.

FOR INFORMATION ON OUR GROWING LINE OF NATURAL STONE PRODUCTS, INCLUDING NEW COLOURS AND SPECIFICATIONS VISIT [SHAWBRICK.CA](http://SHAWBRICK.CA)



COPING, COASTAL BUFF GREY LIMESTONE GUILLOTINED WALL STONE, COASTAL BUFF GREY LIMESTONE

## Coping


Use Natural Stone Coping for finishing touches – stairs, walls and pillar caps are all popular choices. Create graceful cascading stairs, beautifully finished patio walls, or pool edging (coping). Matches well with our Random Wallstone or Guillotined Wallstone.




CITADEL BLACK  
LIMESTONE



HAZEL BROWN  
SANDSTONE



SLATE GREY



FOSSIL

NOTE: SOME STAIR  
TREADS ARE SPE-  
CIAL ORDER



SALT & PEPPER



SILVER VALLEY



LAKE SUPERIOR



VOLCANO BASALT



GREY GRANITE

All colour samples are intended to be representative only.  
For accurate colour selection, please request an actual sample.

FOR INFORMATION ON OUR GROWING LINE OF NATURAL STONE PRODUCTS, INCLUDING NEW COLOURS AND SPECIFICATIONS VISIT [SHAWBRICK.CA](http://SHAWBRICK.CA)



CITADEL BLACK PIER CAPS


## Pier Caps

Pier Caps (also called as Column Caps or Column Copings) caps offer a final touch to bare columns of entryway or fence posts. Post Lights can be mounted on these column caps to accentuate the space. Pier Caps also cover the column to save masonry work from weathering and extremes of climate such as rain & snow. Stone Pier Caps give a royal touch to your landscape walls, entry columns, and more creative landscaping spaces.

All colour samples are intended to be representative only.  
For accurate colour selection, please request an actual sample.



CITADEL BLACK LIMESTONE



HAZEL BROWN SANDSTONE



SLATE GREY SANDSTONE

FOR INFORMATION ON OUR GROWING LINE OF NATURAL STONE PRODUCTS, INCLUDING NEW COLOURS AND SPECIFICATIONS VISIT [SHAWBRICK.CA](http://SHAWBRICK.CA)

NATURAL STONE | [SHAWBRICK.CA](http://SHAWBRICK.CA)



# Fire Kits

If you build it, they will come! Adding the warmth and beauty of an outdoor fireplace creates an undeniable focal point for your outdoor living space. And, it's easier than you might think with all-in-one Fire Kits from Shaw Brick. Fire rings, fire pits, and fireplaces can be functional as well as decorative, adding a little warmth on a chilly evening. A fire invites family or guests to gather and promotes social interaction, whether it's relaxed conversation or roasting marshmallows with the family.



#### BROOKLYN FIRE PLACE KIT

## Brooklyn Fire Place Kit



NATURAL CHARCOAL



CHAMOIS CHARCOAL

Brooklyn fire place is sold as a complete kit

#### **Available in two colours:**

chamois / charcoal

natural / charcoal

**Weight (avg):** 6094 lbs | 2770 kg

Download the instructions at [Shawbrick.ca](http://Shawbrick.ca)

\*Note: Stone Hearth not included.



WINDMILL FIRE PIT KIT, NATURAL CHARCOAL

## Windmill Fire Pit Kit



NATURAL CHARCOAL

Windmill Fire pit kit includes:

48 Classic Weathered WallStones, Natural Charcoal  
26"x26" Square Steel Fire Pit Insert

**Dimensions:**

44"-L x 44"-W x 16"-H in  
1118-L x 1118-W x 305-H mm

**Weight (avg):** 1131 lbs / 513 kg

Download the instructions at [Shawbrick.ca](https://www.shawbrick.ca)

All colour samples are intended to be representative only. For accurate colour selection, please request an actual sample. Weights and sizes are nominal.



AMESBURY FIRE PIT KIT, NATURAL CHARCOAL

## Amesbury Fire Pit Kit



NATURAL CHARCOAL

Amesbury Fire pit kit includes:  
 48 classic weathered wallstone  
 26 inch round steel fire pit insert  
 3 bags River Stone

**Dimensions:**

44-L x 44-W x 12-H in

1117.6-L x 1117.6-W x 304.8-H mm

**Weight (avg):** 1232 lbs | 560 kg

Download the instructions at [Shawbrick.ca](http://Shawbrick.ca)



NANTUCKET FIRE PIT KIT, CHAMOIS BLEND

## Nantucket Fire Pit Kit



CHAMOIS BLEND

### NANTUCKET KIT INCLUDES:

44 StackStone, Chamois Blend

22 StackStone Caps, Chamois Blend

One 35" Circular Steel Fire Pit Insert

### Dimensions:

60-L x 60-W x 12-H in / 1524-L x 1524-W x 305-H mm

**Weight (avg):** 1092 lbs / 495 kg

Download the instructions at [Shawbrick.ca](https://www.shawbrick.ca)

**NOTE:** Nantucket Fire Pit Kit may not be available in all locations. Check with your dealer for availability.



VICTORIA FIRE PIT KIT, MOCHA CHARCOAL

## Victoria Fire Pit Kit



MOCHA CHARCOAL

### VICTORIA KIT INCLUDES:

- 40 Classic Wedgestone, Mocha Charcoal
- 20 Classic Wedgestone Caps, Mocha Charcoal
- One 35" Circular Steel Fire Pit Insert

### Dimensions:

48-L x 48-W x 12-H in  
1219-L x 1219-W x 305-H mm

**Weight (avg):** 1032 lbs | 468 kg

Download the instructions at [Shawbrick.ca](https://www.shawbrick.ca)

# Companion Products

Shaw Brick offers a variety of Companion Products to help you complete your outdoor living projects. Polymeric Sand, Decorative Stone and more. Visit your nearest Shaw Brick Retail Centre or one of our 340 Dealers in Eastern Canada for more information.



PIETRA EDGER, CHAMOIS CHARCOAL WITH HERITAGE SLIM PAVER, CHAMOIS CHARCOAL

## Pietra Edger



### Dimensions:

16.5-L x 3.5-W x 6.38-H in

419-L x 89-W x 162-H mm

**Weight (avg):** 26 lbs | 11.8 kg

**Unit Coverage:** 1.37 linear foot

### Features:

- DIY Friendly Garden Edger
- 5 unique shapes – lightweight & easy to install
- Create circular or straight edges
- Use for garden borders, path edging and defining edges

### 5 UNIQUE SHAPES



NATURAL  
CHARCOAL



MOCHA  
CHARCOAL



CHAMOIS  
CHARCOAL



CASTLE EDGE, NATURAL CHARCOAL

## Castle Edger




**Dimensions:**

14-L x 3.125-W x 7-H in  
359-L x 80-W x 180-H mm

**Weight:** 25.4 lbs | 11.5 kg

**Coverage:** 1.17 lin. ft. / unit



NATURAL  
CHARCOAL



CHAMOIS  
CHARCOAL



MOCHA  
CHARCOAL



NATURAL  
CHAMOIS

All colour samples are intended to be representative only. For accurate colour selection, please request an actual sample. Weights and sizes are nominal.



K-BLOCK STEPS, EARTHBLEND

## Landscape Steps

All colour samples are intended to be representative only. For accurate colour selection, please request an actual sample. Weights and sizes are nominal.



### 6-FOOT

72-L x 28-W x 6-H in  
1828.8-L x 711.2-W x 152.4-H mm



### 5-FOOT

60-L x 16-W x 6-H in  
1524-L x 406.4-W x 152.4-H mm



### 4-FOOT

48-L x 16-W x 6-H in  
1219.2-L x 406.4-W x 152.4-H mm

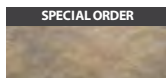


### 4-FOOT (HOLLOW)

48-L x 20-W x 7-H in  
1219.2-L x 508-W x 177.8-H mm



GRANITE BLEND



EARTHBLEND



GRASS STONE, NATURAL

## GrassStone



**Dimensions:**

23.5"-L x 15.7"-W x 3.15"-H in  
598-L x 398-W x 80-H mm

**Weight (avg):** 58 lbs | 26.3 kg

**Unit Coverage:** 2.56 sq. ft.



NATURAL



Permeable Design

All colour samples are intended to be representative only. For accurate colour selection, please request an actual sample. Weights and sizes are nominal.



# Dek Block

All colour samples are intended to be representative only. For accurate colour selection, please request an actual sample. Weights and sizes are nominal.



NATURAL

## Dimensions:

### 4x4

11-L x 11-W x 7.5-H in  
280-L x 280-W x 190-H mm

### 6x6

12.2-L x 12.2-W x 7.5-H in  
311-L x 311-W x 190-H mm



POOL COPING, MOCHA CHARCOAL

## Pool Coping



**Dimensions:**

15.25-L x 7.5-W x 2.5-H in

387-L x 191-W x 64-H mm

**Weight (avg):** 24 lbs | 10.9 kg

**Unit Coverage:** 0.625 linear foot




NATURAL  
CHARCOAL



CHAMOIS  
CHARCOAL



MOCHA  
CHARCOAL



CHARCOAL

All colour samples are intended to be representative only. For accurate colour selection, please request an actual sample. Weights and sizes are nominal.



## Splash Pad



**Dimensions:**

24-L x 12-W x 3-H in

610-L x 305-W x 76-H mm

**Weight:** 55 lbs | 24.9 kg



NATURAL

All colour samples are intended to be representative only. For accurate colour selection, please request an actual sample. Weights and sizes are nominal.

# Beonstone

**ELEGANT** | No other product has more style.

Give your home the distinctive beauty you have always dreamed of. All of our trendy European siding perfectly reproduces the look of natural stone and is synonymous with elegance and comfort. Available in four unique collections that blend perfectly with most current materials for a simply spectacular result!

**EASY TO INSTALL** | Nothing installs easier or better.

When it comes time to renovate, you will be amazed how easy it is to install Beonstone products. The stone siding panels are light and easy to handle. Just set them in place and screw them on. It's that simple! In just a few hours, the architectural style of a room or even your whole house will have a fresh new look!

**PERFECT ADDED VALUE** | Nothing offers greater value.

The distinctive and warm appeal of natural stone is available for a fraction of the cost! No one will be able to tell the difference—you alone will know that the secret is Beonstone panelized stone siding.

**HIGH-PERFORMANCE** | Beonstone—the ideal product!


Durable and versatile, Beonstone panelized stone siding products are designed for both interior and exterior applications, thanks to their integrated drainage system. No particular structure is required: the siding you choose can be installed directly onto a standard framed wall and works with any type of building. Thinking of renovating or building? Beonstone is the perfect choice for any project.

**50-YEAR WARRANTY**


Beonstone panelized stone siding is remarkably durable. For this reason, the structural integrity of the concrete and the performance of Beonstone architectural panels are guaranteed for 50 years from the date of purchase when installed in accordance with applicable codes and procedures on a structure that meets local building codes.




CLASSIC CARBO




CLASSIC CARBO



CLASSIC GRAPHO



HORIZON GRIO



CANON TERO

All colour samples are intended to be representative only. For accurate colour selection, please request an actual sample. Weights and sizes are nominal.

## Beonstone



# DIY Products & Installation

While people have virtually always landscaped their yards, hardscaping has started to gain popularity as we've begun to put more focus on extending our living spaces to the outdoors. We are pleased to offer a selection of helpful Do-It-Yourself Installation Guidelines. For more information please visit [icpi.org](http://icpi.org)

# Easy-Build Projects

Each project can be built with the lightweight, easy-to-handle Weathered WallStone or Classic Weathered WallStone — Download the instructions at [shawbrick.ca](http://shawbrick.ca)

**42**  
STONES



## THE RUSSELL ENTRY POST

42 stones required to complete each post 40" height x 24" width x 24" depth

**65**  
STONES



## THE SOMERSET PLANTER

65 stones required to complete this project 24" height x 48" width x 36" depth

**88**  
STONES



## THE MAYFAIR PLANTER

88 stones required to complete this project 24" height x 6' width x 36" depth

**63**  
STONES



## THE HAMPTON PLANTER

63 stones required to complete this project 16" height x 6' width x 36" depth

**87**  
STONES



## THE DEVONSHIRE WALL

87 stones required to complete this project 28" height x 8'-4" width x 24" depth

**68**  
STONES



## THE BERKLEY BENCH

68 stones required to complete this project 28" height x 9'-4" width x 24" depth



AB COURTYARD COLLECTION™, NATURAL CHARCOAL - CAPS NOT EXACTLY AS SHOWN

## AB Courtyard Collection™



### AB DUBLIN

**Dimensions:**

16.5-L x 7-W x 6-H in  
419-L x 178-W x 152-H mm

**Weight (avg):** 39 lbs | 17.7 kg

**Coverage:** .69 sq. ft. / block



### AB YORK

**Dimensions:**

8.75-L x 7-W x 6-H in  
222-L x 178-W x 152-H mm

**Weight (avg):** 20 lbs | 9.1 kg

**Coverage:** .37 sq. ft. / block  
(approximate)



### AB CORNER

**Dimensions:**

15.5-L x 7-W x 6-H in  
394-L x 178-W x 152-H mm

**Weight (avg):** 42 lbs | 19 kg

**Coverage:** .65 sq. ft. / block  
(approximate)



### AB WALL CAP

**Dimensions:**

9.25-L x 10-W x 3.5-H in  
235-L x 254-W x 89-H mm

**Weight (avg):** 22.4 lbs | 10.2 kg



### AB POST CAP

**Dimensions:**

24-L x 12-W x 3-H in  
610-L x 305-W x 76-H mm

**Weight (avg):** 82 lbs | 37 kg

### Features:

- Build free-standing, above ground walls, posts, and landscape accents
- Block design has ability to create straight or curved walls
- Classic split-face finish



NATURAL  
CHARCOAL



CHAMOIS  
CHARCOAL

AB WALL CAP & AB POST CAP AVAILABLE IN CHARCOAL ONLY



## AB Courtyard Collection™ Weekend Projects

Complete a beautiful project using the AB Courtyard Collection in just a weekend. Learn how to build a variety of weekend projects to enhance the versatility and beauty of your home. AB Courtyard Collection is a free-standing, above ground wall and post system.



## ORDERING GUIDE \*Quantity shown for 39" Grill

	Block Name >	AB Dublin	AB York	Corner	Wall Cap	Post Cap
1	Entry Monument	0	21	40	10	4
2	In-Ground Pond	0	108	0	27	0
3	Garden Bench	0	0	52	0	4
4	BBQ Grilling Station*	12	21	50	5	0
5	Light Post	0	0	24	0	2
6	Patio Enclosure	UNITS REQUIRED WILL VARY DEPENDING ON SIZE OF PATIO ENCLOSURE. PLEASE VISIT <a href="http://ALLANBLOCK.COM">ALLANBLOCK.COM</a>				

Visit [allanblock.com](http://allanblock.com) for valuable information including planning and design, videos, photo galleries, estimating tools, along with complete product information.

# Paver Installation

## SUPPLIES

- Edge Restraints
- Gardener's Rake
- Shovel
- Gloves
- Safety Glasses
- Wheelbarrow
- Carpenter's Level
- 1" x 6" x 8' Plank
- String/Twine
- Tape Measure
- Heavy Hammer
- Screwdriver
- Masonry Saw
- Plate Compactor
- Stakes
- Broom
- Screed Guides
- Granular "A" Crushed Stone

## BASE THICKNESS CHART\* (GENERAL)

APPLICATION	GRAVEL BASE	BEDDING COURSE
Patios, Walkways, Pool Decks	4" - 6"	1"-1.5 "
Driveways	6"-12"	1"-1.5 "
Steps, Planters, Raised Patios	6"	0-1/8 "

**\*Soil Conditions** - When working in areas where there are poor soil conditions (e.g. heavy clay, disturbed soils) there is potential for deformation or settlement. Increase the depth of the base to provide more stability. Remove any loose or disturbed soils.

### Step 1

## BASE PREPARATION



Begin by marking out the area to be excavated. Excavating removes loose top soil or fill and allows for the placement of a compacted gravel base. Always excavate the area slightly wider to allow extra room.



In clay soils we strongly recommend using a geotextile material to keep soil and gravel apart. This will provide improved drainage and yield greater, long term stability.

Fill the area with the correct amount of gravel (see "Base Thickness Chart"). Grade your base material as closely as possible to the final contour of your patio, walkway or driveway surface. Remember to slope all installations away from the house for proper drainage.

### Step 2

## COMPACTING THE GRAVEL BASE



The base preparation is the most important part of the entire installation process. Appropriate base material, thickness, and compaction are essential to ensure your installation will last a lifetime. Use either a hand tamper or plate compactor and firmly compact the gravel base material. For best compaction, compact in 4" layers.

### Step 3

## SCREEDING




Pavers are laid on a bed of coarse sand. This bed should be 1" to 1-1/2" thick, no more, and is placed directly on top of the compacted base material. Using screed guides (1" to 1-1/2" in diameter) placed on the base, level the sand evenly by pulling a straight board along the guides. Once you've completed an area, remove the guides, fill in the grooves, and continue screeding.

#### Step 4

### LAYING & CUTTING THE PAVERS



Begin placing the pavers directly on the screeded bed of sand. Start laying along the longest straight side of the area to keep lines straight. This will minimize the amount of cutting required. It is important that the lines of your pavers are square, 90° to each other, to fit properly.



If you are installing circles, fans, or a soldier course (a border of pavers around the perimeter of the area) you will want to place these first before installing the rest of the pattern.



You may need to cut pavers that don't fit along edges or around objects. Mark the pavers and cut with either a guillotine cutter or masonry saw.



A guillotine cutter is the easiest method of cutting but for an exact cut, a masonry saw works best.



#### Tip

**Edge restraints** are a critical element to the durability of a paver installation. They prevent the pavers from moving and shifting over time. If you are using PVC edge restraint or similar, it should be installed after all pavers are in place.

#### Step 5

### INSTALLING EDGE RESTRAINTS



It is important that the edging be installed on the compacted gravel base, not on the screeded sand layer. Carefully remove sand from edge of pavers. Place plastic edging against pavers and spike into the ground at approximately 1 foot intervals. (Holes are predrilled in edging.) Use 10" non-galvanized common spikes. These spikes will corrode and become locked into soil.

#### Step 6

### COMPACTING THE PAVERS



After the installation is complete, including edge restraints, the pavers must be swept clean and then compacted with a plate compactor. This helps settle the pavers into the bedding sand and creates a smooth, flat surface.

#### Step 7

### POLYMERIC SAND



Sweeping Polymeric Sand into the joints of the pavers further locks the pavers together. Continue to run the plate compactor over the pavers adding sand and compacting until the joints are full. This will help the sand settle deep into the joints. Please follow manufacturer's instructions for setting Polymeric Sand.

# Patio Stones Installation

## SUPPLIES

- Chisel
- Mallet
- Level
- Shovel
- Stakes & String
- Sand
- Patio Edge Restraint
- Safety Glasses/ Gloves
- Tamper
- Broom
- Granular "A" Crushed Stone

Patio Stones are easy to install for patios, pool surrounds and walkways.

### Step 1

Mark the proposed area for excavation. In general excavate the area to an approximate depth of 4"-6".

### Step 2

Fill excavated area with approximately 4" of granular "A" crushed stone.

### Step 3

Compact crushed stone with a vibrating plate tamper. This will provide a firm base and allow water to drain.


### Step 4

In clay soils we strongly recommend using a geotextile material to keep soil and gravel apart. This will provide improved drainage and yield greater, long term stability. Complete the base by adding 1" of bedding sand to achieve a smooth working area. Try to achieve a 2" slope approximately every 10 feet away from the foundation to assist with water drainage.

### Step 5

Lay 1 to 2 rows of Patio Stones. Check the grade with a level to ensure proper drainage. Continue laying Patio Stones in the desired pattern.

## Cross Section



**Note:** Patio Stones are recommended for pedestrian traffic only.

# Garden Wall Installation

## SUPPLIES

- Chisel
- Mallet
- Shovel
- Gloves
- Wheelbarrow
- Carpenter's Level
- Stakes & String
- Concrete Adhesive
- Tape Measure
- Safety Glasses
- Gravel

Install your garden wall in a few simple steps. Determine the square feet of your garden wall, then calculate the number of units required to complete your project.

## Step 1

### BASE PREPARATION

Once you have drawn up plans and marked off the site of your garden wall project, dig a trench at least 8" deep by 16" wide by the desired length. Compact gravel in the trench and fill to a depth of 6" to withstand loading on the surface and seasonal frost from below.

## Step 2

### THE FIRST ROW

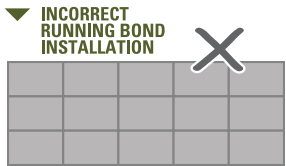
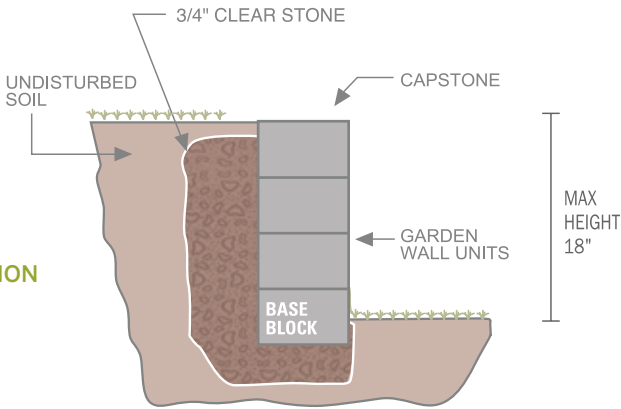
Lay the first level of blocks on the completed gravel base, making sure the units are level from side to side and front to back. Bury half of the base block.

## Step 3

### ADDITIONAL ROWS

Stack additional rows by staggering the units along the wall to your desired height. Apply adhesive on the last course to adhere to **CAPSTONES**. Then fill your garden wall or planter with soil.

## GARDEN WALL CROSS SECTION



# WedgeStone & Stackstone

## Garden Walls Ordering Guides



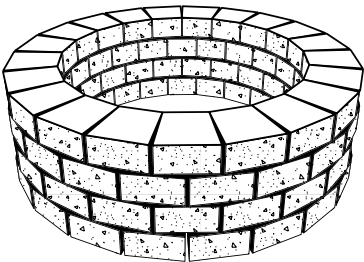
Includes Antique WedgeStone & Roman StackStone®

SOLID WALL	wall length (units required)					
	5'	10'	20'	30'	40'	50'
1 course (4")	9	17	34	51	68	85
2 courses (8")	18	34	68	102	136	170
3 courses (12")	27	51	102	153	204	255
4 courses (16")	36	68	136	204	272	340
5 courses (20")	45	85	170	255	340	425
CAPS	9	17	34	51	68	85
<b>NOTE:</b> If your wall is only one course, we recommend using Caps						
Block configurations for a <b>Solid Wall is 1.7 units per linear foot</b> of wall						

SEMI-SOLID WALL	wall length (units required)					
	5'	10'	20'	30'	40'	50'
1 course (4")	8	15	30	45	60	75
2 courses (8")	16	30	60	90	120	150
3 courses (12")	24	45	90	135	180	225
4 courses (16")	32	60	120	180	240	300
5 courses (20")	40	75	150	225	300	375
CAPS	8	15	30	45	60	75
<b>NOTE:</b> If your wall is only one course, we recommend using Caps						
Block configurations for a <b>Semi-Solid Wall is 1.5 units per linear foot</b> of wall						

**NOTE:**  
 StackStone and Roman StackStone may not be available in all locations.  
 Check with your dealer for availability.

# Circular Planters Ordering Charts



Quantities vary slightly between  
wedgestone & stackstone circular  
planters

Classic WedgeStone & Antique WedgeStone - Circular Planters						
HEIGHT	DIAMETER OF CIRCLE (Outside)					
	4'	5'	6'	7'	8'	9'
1 course (4")	20	23	32	41	50	59
2 courses (8")	40	46	64	82	100	118
3 courses (12")	60	69	96	123	150	177
4 courses (16")	80	92	128	164	200	236
5 courses (20")	100	115	160	205	250	295
CAPS	20	23	32	41	50	59
<b>NOTE:</b> If your planter is only one course, we recommend using Caps						

StackStone & Roman StackStone - Circular Planters					
HEIGHT	DIAMETER OF CIRCLE (Outside)				
	5'	6'	7'	8'	9'
1 course (4")	22	30	36	42	48
2 courses (8")	44	60	72	84	96
3 courses (12")	66	90	108	126	144
4 courses (16")	88	120	144	168	192
5 courses (20")	110	150	180	210	240
CAPS	22	30	36	42	48
<b>NOTE:</b> If your planter is only one course, we recommend using Caps					

**NOTE:**  
StackStone and Roman StackStone may not be available in all locations.  
Check with your dealer for availability.

# ManorStone Garden Wall



ORDERING GUIDE						
	wall length (units required)					
wall height ∨	5'	10'	20'	30'	40'	50'
1 course (4.25")	5	11	21	32	42	53
2 courses (8.5")	10	22	42	64	84	106
3 courses (12.75")	15	33	63	96	126	159
4 courses (17")	20	44	84	128	168	212
5 courses (21.25")	25	55	105	160	210	265
No capstone required for ManorStone						

# AB Junior Garden Wall











ORDERING GUIDE					
	wall length (units required)				
wall height ∨	5'	10'	15'	20'	25'
1 course (6")	8	16	24	32	40
2 courses (12")	16	32	48	64	80
3 courses (18")	24	48	72	96	120
4 courses (24")	32	64	96	128	160
CAPS	4	8	12	16	20

# LedgeWall™ Garden Wall




ORDERING GUIDE					
	wall length (units required)				
wall height* ∨	5'	10'	15'	20'	50'
2 courses (8")	10	20	30	40	100
3 courses (12")	15	30	45	60	150
4 courses (16")	20	40	60	80	200
5 courses (20")	25	50	75	100	250
6 courses (24")	30	60	90	120	300
<b>CAPS (STRAIGHT)</b>	<b>5</b>	<b>10</b>	<b>15</b>	<b>20</b>	<b>50</b>
<b>CAPS (CURVED)</b>	<b>6</b>	<b>11</b>	<b>17</b>	<b>22</b>	<b>55</b>

# Decorative Patio Stones

ORDERING GUIDE								
styles >								
~ size >	12"x12"	14"x14"	16"x16"	18"x18"	20"x20"	16"x24"	18"x24"	24"x24"
product name >	VALUE STONE	RANDOM STEPPING STONE ..... OLDVIL-LAGE ..... OLD-WORLD	COBBLE-STONE FAN / SQUARE ..... BEACH-STONE	SLATE ..... CLASSIC ..... RANDOM	EXPOSED AGGRE-GATE	EURO SLATE	NOVA SLATE	BRICK PATTERN
coverage >	1	.73	.56	.44	.36	.38	.33	.25
project area	number of stones required for your project area							
10 sq. ft.	10	7	6	5	4	4	4	3
25 sq. ft.	25	18	14	11	9	10	9	7
75 sq. ft.	75	55	42	33	27	29	25	19
100 sq. ft.	100	73	56	44	36	38	33	25
150 sq. ft.	150	110	84	66	54	57	50	38
200 sq. ft.	200	146	112	88	72	76	66	50

Note: All dimensions & coverages are approximate. Numbers are rounded to the nearest inch.

# Utility Stones



ORDERING GUIDE					
~ sizes >		12"x24" UTILITY STONE	18"x18" UTILITY STONE	24"x24" UTILITY STONE	24"x30" UTILITY STONE
stones per square foot >		.5	.44	.25	.2
project size: number of Utility Stones required for your project area	10 sq. ft.	5	5	3	2
	25 sq. ft.	13	11	7	5
	75 sq. ft.	38	33	19	15
	100 sq. ft.	50	44	25	20
	150 sq. ft.	75	66	38	30
	200 sq. ft.	100	88	50	40



Jim  
Miller

Leonard Joe  
Conrad Bonu

Jim  
Miller  
n

Reages G  
LaPierre



Henry  
Miller

Geodio  
Green

Jack  
Miller





PO Box 2130, Lantz, NS, B2S 3G4  
Toll Free: 1-877-96-BRICK (27425)  
Tel: (902) 883-2201  
Fax: (902) 883-1457  
e-mail: [salesinfo@shawbrick.ca](mailto:salesinfo@shawbrick.ca)

**SHAWBRICK.CA**